

Three-Row Vertical Receptacle Assemblies Without Guide Holes

ACTION PIN Posts and Solder Posts

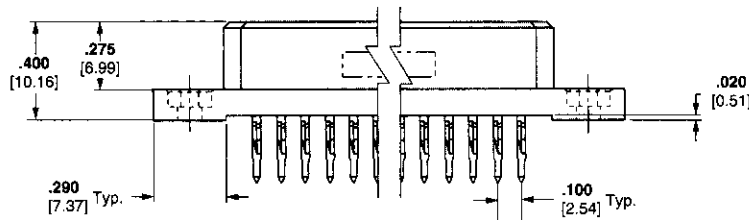
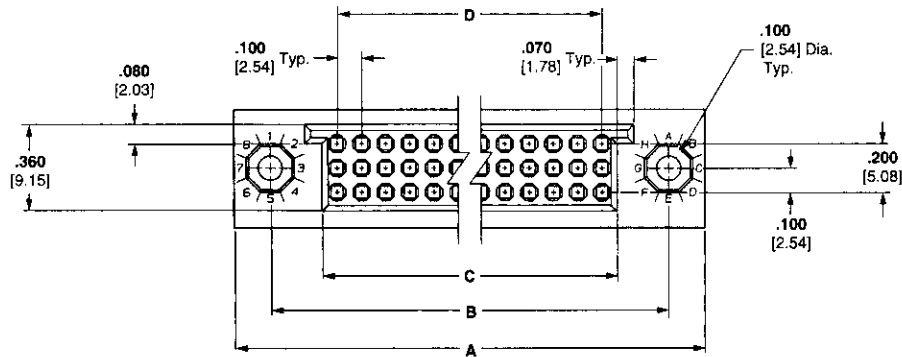
Material and Finish

Housing — Brown glass-filled polyphenylene sulfide

Contacts — ACTION PIN (phosphor bronze), solder (beryllium copper), plated as follows:

A .00030 [0.00076] gold in contact area; tin-lead on posts, with entire contact underplated. .00050-.000100 [0.00127-0.00254] nickel

B Gold flash over .00050-.000100 [0.00127-0.00254] nickel on entire contact, with .00030 [0.00076] gold on contact area and for .200 [5.08] from tip of ACTION PIN post



Related Product Data

Mateable Connectors —

Vertical Pin Headers —

Base numbers 532432, 533061, 533093, 532447, 532433

90° Pin Headers —

Base numbers 533420, 533288

Consult Tyco Electronics for part number details.

Accessories —

Keys — page 6103

Jackscrews — page 6104

PCB Hole Layouts — page 6100

Application Tooling — page 6102

Technical Documents —

AMP Product Specifications

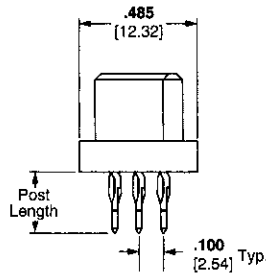
108-9069, 108-26003

AMP Application Specification

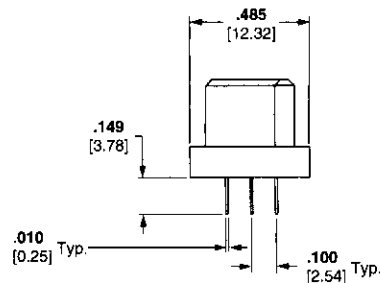
114-9010

AMP Instruction Sheets 408-6927,

408-6981, 408-6989, 408-9185



ACTION PIN Posts



Solder Posts

No. of Pos.	Dimensions				Contact Finish	Part Numbers*		
	A	B	C	D		ACTION PIN Posts		Solder Posts
						.250 [6.35] Length	.149 [3.78] Length	.180 [4.57] Length
174	6.550	6.250	5.824	5.700	A	—	—	533495-3
	166.37	158.75	147.93	144.78		533657-7	533287-7	—
150	5.750	5.450	5.024	4.900	B	—	—	533495-2
	146.05	138.43	127.61	124.46		533657-5	533287-5	—
120	4.750	4.450	4.024	3.900	A	533657-5	533287-5	—
105	4.250	3.950	3.524	3.400	A	—	—	533287-4
	101.95	100.33	89.51	86.36		—	533287-4	—
96	3.950	3.650	3.224	3.100	A	—	—	533287-3
	100.33	92.71	81.89	78.74		—	533287-3	—

*Other connector sizes and solder post lengths can be made available, consult Tyco Electronics.

Printed Circuit Board Connectors